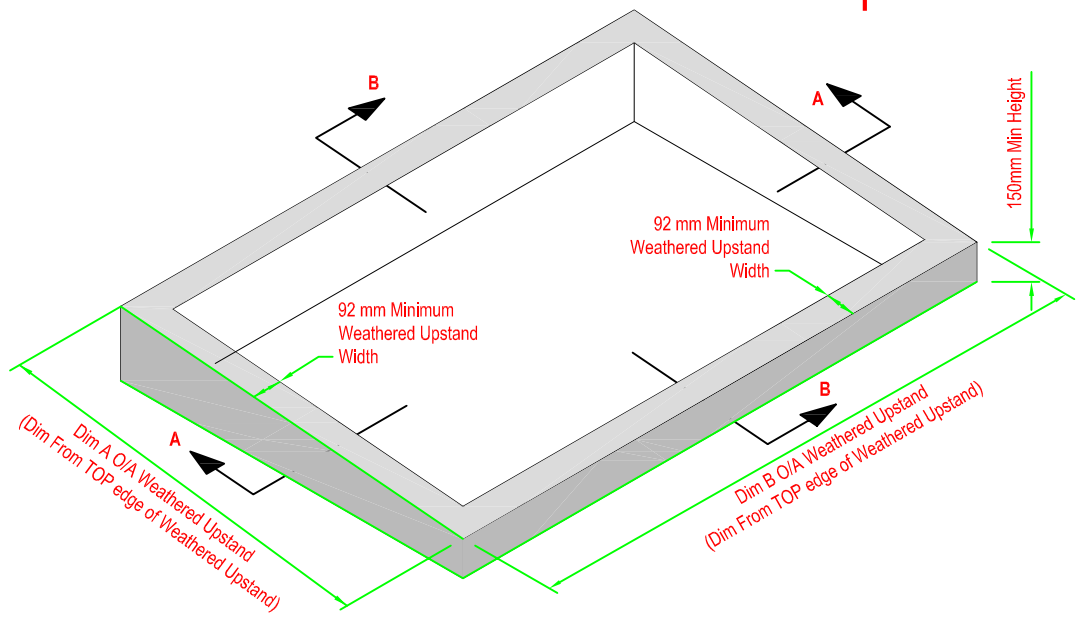
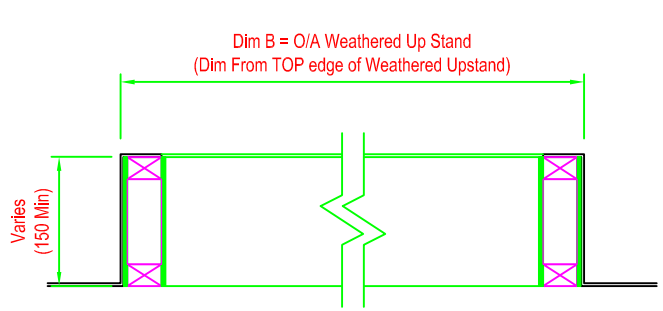
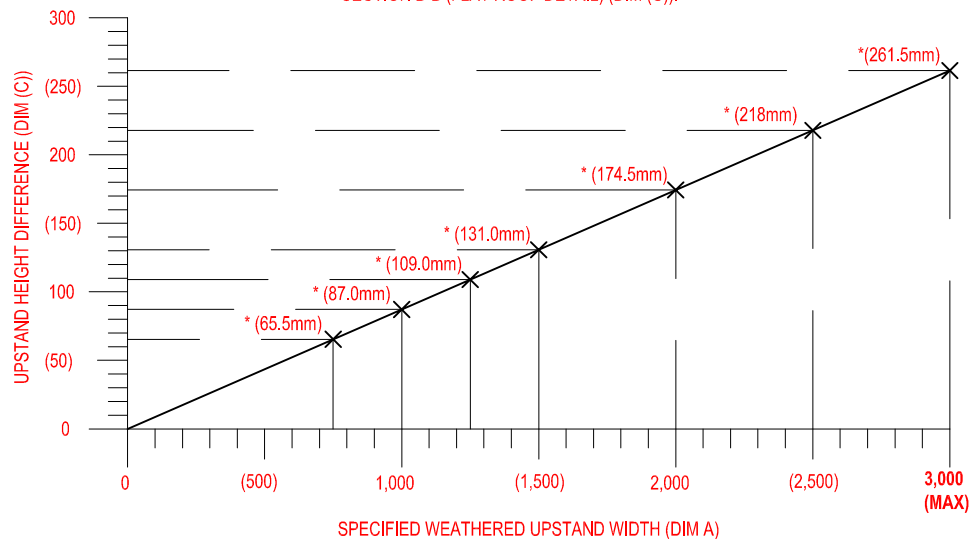


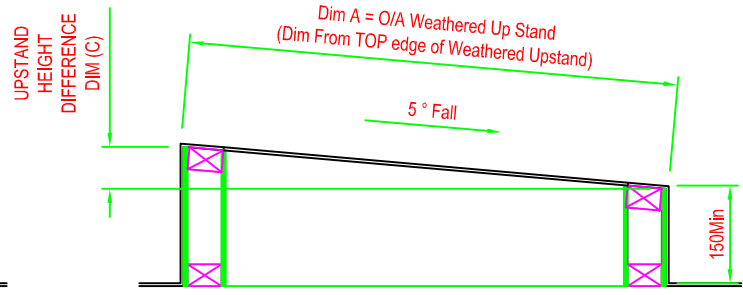
Uprand Construction



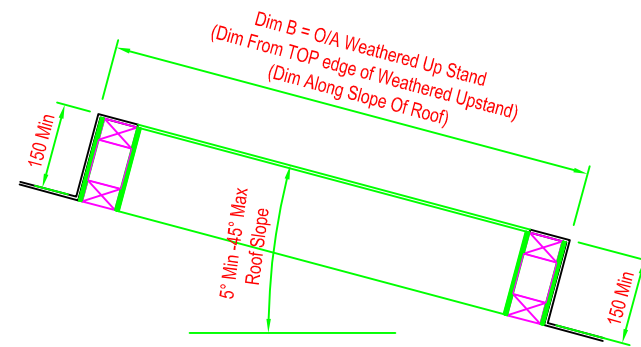
GRAPH INDICATES THE REQUIRED HEIGHT DIFFERENCE OVER SECTION B-B (FLAT ROOF DETAIL) (DIM (C)).



Section A-A



Section B-B



Section B-B (For Sloping Roof)

Disregard this Page if you have Purchased a Spectrum Skylight Timber Upstand.



27 Putney Close, Brandon,
Suffolk, IP27 0PA
Tel - 01842 814808
Fax - 01842 814808
E-mail - sales@spectrumaluminium.com
Web - www.spectrumaluminium.com

Tolerances:
whole numbers: ± 1mm
one decimal place: ± 0.5mm
angles: ± 0.5°

**IF IN DOUBT ---- ASK!
DO NOT SCALE.**

Third angle projection unless otherwise noted.

QC Checked:

Checked by:
Date:

Desc: Upstand Constructuion

Drawn: JJN

Proj. Name --

MATERIALS: --

--

--

Date: 27-11-15

QTY: N/A

FINISH: TBC

JOB REF: N/A

DRG No.

Upstand Constructuion